

WOODLITE®
Grille 001 | SUR-FLD-024

Why WoodLite?

WoodLite® features wood-look felted acoustic material made from our Soundcore® PET-felt. This collection offers an innovative alternative to traditional wood-based installations, while maintaining the emotional resonance of natural wood in indoor environments.



Lower Cost

- + Cheaper base product
- + Faster, less specialized install



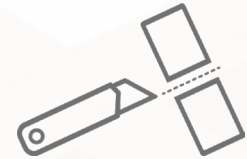
Powerful Acoustics

- + Inherently sound absorbing
- + No unsightly perforated surfaces



Sustainability

- + Made from 60% post-consumer recycled content
- + 100% recyclable



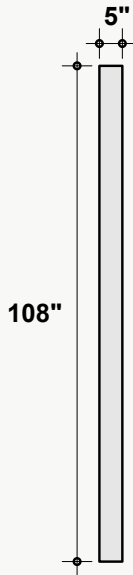
Renovation

- + Field trimmed using utility knife and straight edge
- + Cutting creates no noise or dust
- + Lightweight products are easier to manipulate

Dimensions

Standard Unit Dimensions

Typical ranges for height and width.

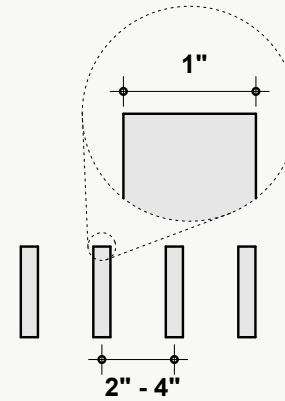


Custom Opportunity

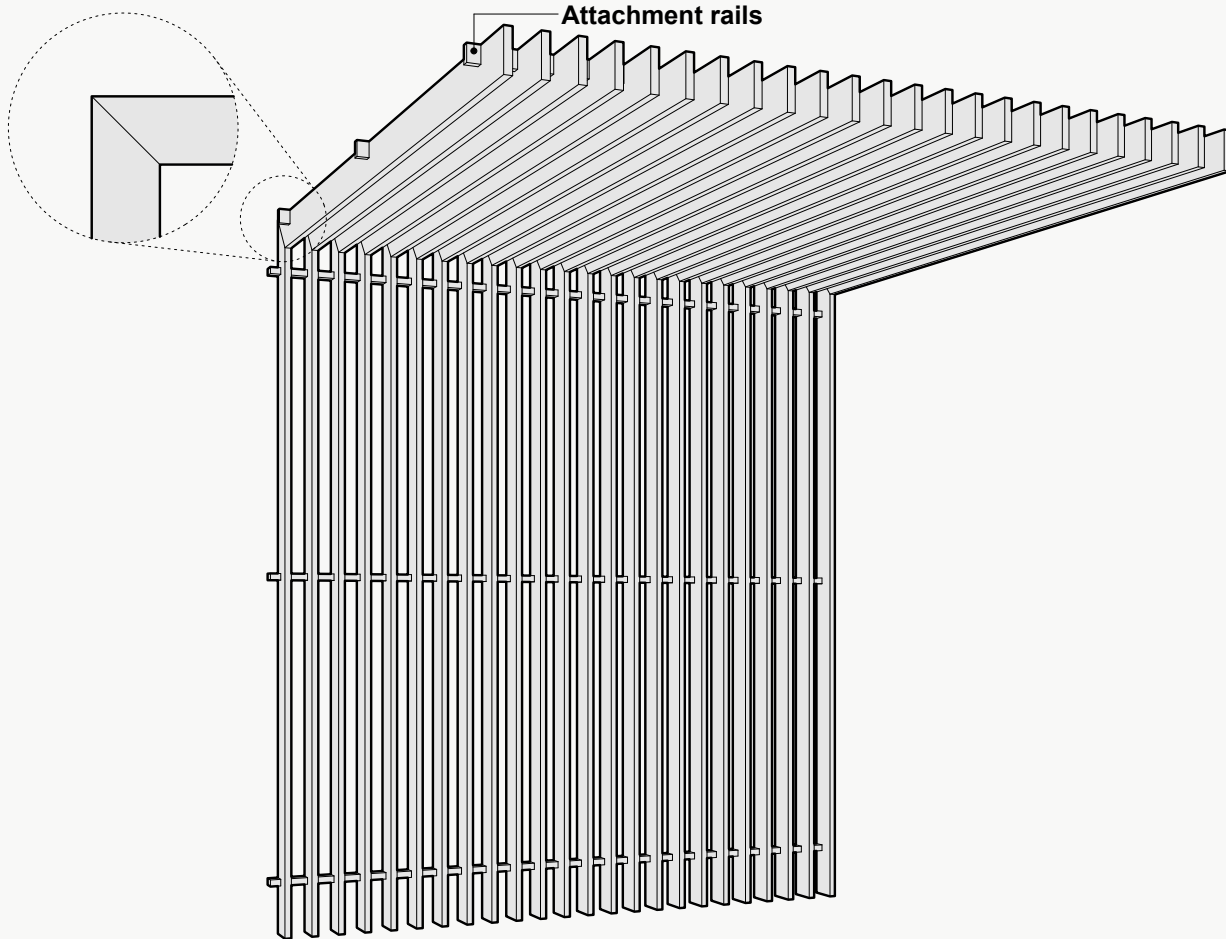
Product dimensions can be manipulated in order to fit your design aesthetic and site conditions.

Standard Unit Thicknesses

Thickness is independent of material layer selection.



Product Details



Installation Options*

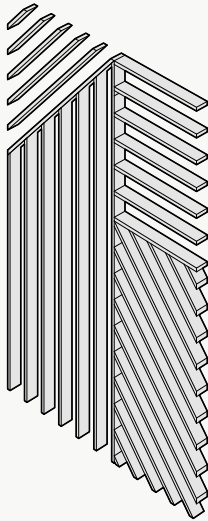
All products and installation methods can be **customized** to meet the unique requirements of your space.

Individual

Attachment solution allowing for independent installation of units.

- + Allows for multiple unit orientations
- + No visible hardware

Available methods: Panel Clip, Metal Bracket

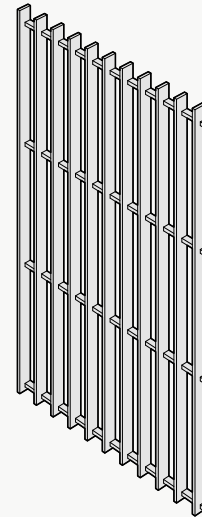


Rail

Attachment solution using physical hardware to attach to an existing surface or substrate.

- + Controlled unit spacing and orientation
- + Fastest installation time
- + Lowest labor cost

Available methods: Linear Rail



*Not all listed attachment methods may be applicable to this product.


Material Layers

Soundcore® Wood Textures

Soundcore® wood textures provide the natural aesthetic of wood while maintaining all the acoustic benefits of PET felt. Custom texture opportunities are also available upon request.



Single Layer
½" Thickness



Soundcore® Wood Textures | 1/2" Thickness



SND716
Dark Teak



SND792
Dark Oak




SND715
Dark Cherry



SND793
Vintage Maple



SND794
Warm Teak




SND714
English Walnut




SND713
Honey Walnut



SND717
Warm Oak



SND790
Natural Teak



SND712
Natural Spruce



SND796
Vintage Cherry




SND711
Bleached Cherry




SND795
Light Teak



SND709
White Maple



SND791
Gray Oak



SND710
Gray Teak