

FOLDED BAFFLES 027

BFL-FLD-027



Product Specifications

Product Name	Folded Baffles 027
Product ID	BFL-FLD-027
Acoustics	0.75 - 0.95 NRC*
Lead Time	Lead time is dependent on project size. Contact us for more information.
Durability	Contract

Warranty	Comes with industry-leading standard warranty.
Flammability	ASTM E84: Class A
Custom	Custom colors and manufacturing services available. Additional charges and lead times may apply.
Maintenance	Vacuum occasionally to remove airborne dust or debris. Mild detergents or soaps may be used to remove stains. For detailed care instructions, refer to the CSI Creative Maintenance Information document.

Material Specifications

	Soundcore®	PoshFelt®
Content	Recycled PET acoustic felt	100% Merino or Karakul wool acoustic felt
Weathering	Colorfast, non-deteriorating, non-hygroscopic	Colorfast, non-deteriorating, non-woven, moisture resistant
Environmental	Recycled PET acoustic felt is 60% post-consumer recycled content and is 100% recyclable. Contributes points toward LEED v4, CDPH v1.2, VOC free, non-toxic, non-allergenic, anti-microbial - does not attract mold and mildew. Compliant with Living Building Challenge criteria & DECLARE Red List Free.	100% organic wool design felt is a rapidly renewable resource and is 100% biodegradable/compostable. Contributes points toward LEED v4, CDPH v1.2, VOC free, no chemical irritants, no formaldehyde, and is free of other harmful substances. Compliant with Living Building Challenge criteria & DECLARE Red List Free.
Variation	PET felt panels are created through a manufacturing process known as 'felting'. This process results in a heathered appearance. Multiple color tones may appear in the same panel. Slight color variations should be expected.	Due to its 100% natural origin, the raw fibers of wool felt contain inclusions and color variations throughout the material. Color matching is not guaranteed between dye lots and inconsistencies may be more prominent in volumes that exceed the normal commercial standard.

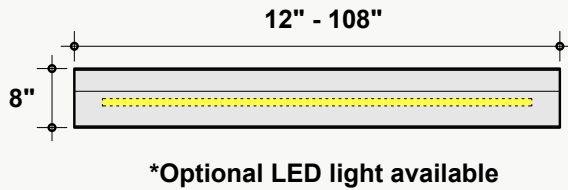


*Approximate. NRC rating may vary due to product dimensions and spacing.

Dimensions

Standard Unit Dimensions

Typical ranges for length and height.

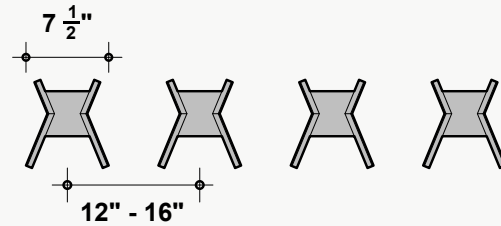


Custom Opportunity

Product dimensions can be manipulated in order to fit your design aesthetic and site conditions.

Standard Unit Thicknesses

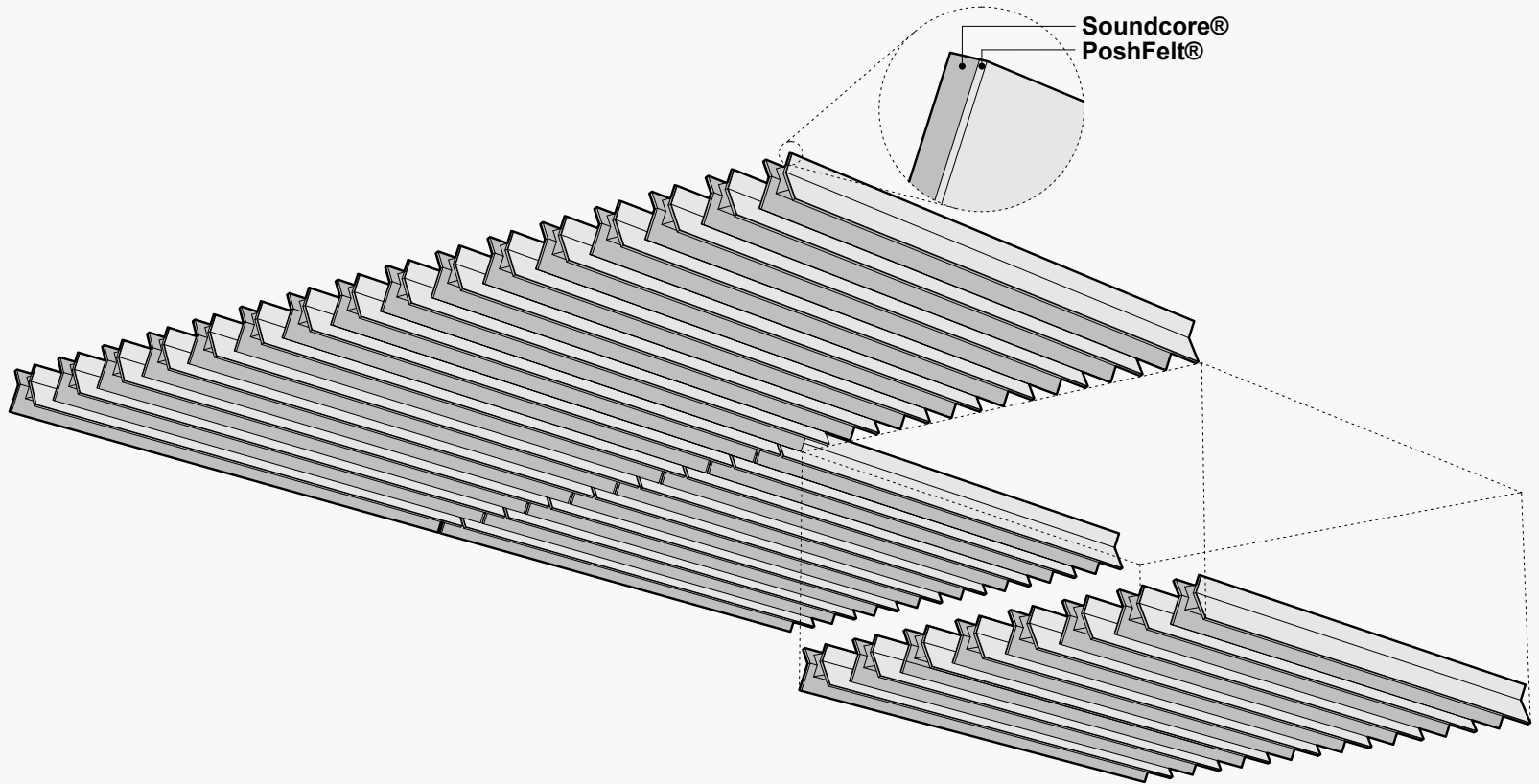
Thickness is independent of material layer selection.



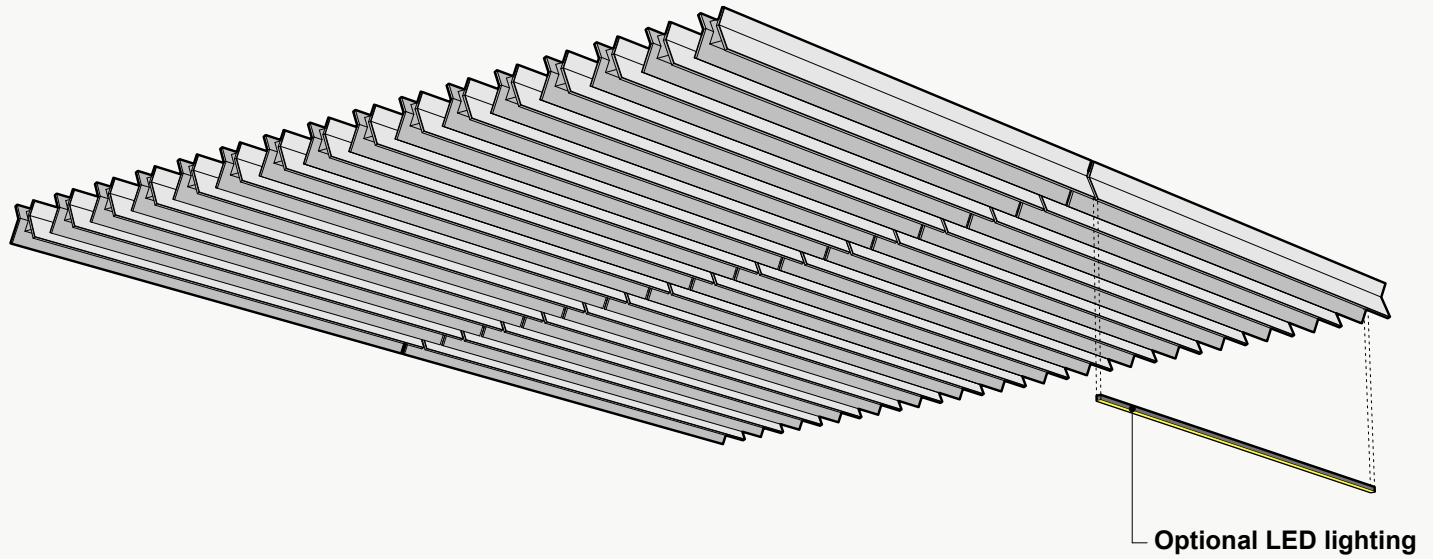
On-Center Spacing

Our standard product spacing is 12" - 16" on-center. Acoustic performance of the product improves as spacing is reduced.

Product Details



Lighting Integration

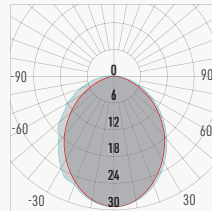


Lighting Specs

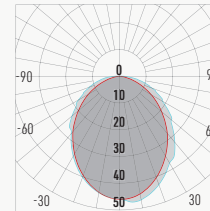
Lighting Fixture Features:

- + Square profile: 0.93" x 1.00"
- + UL Certified
- + ALCOA 6063 - T5 Aluminum Alloy

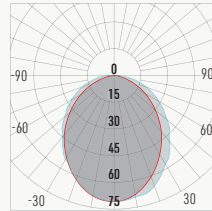
98° (average) - Performance Per 1" - Tested at 4200K, 90+ CRI



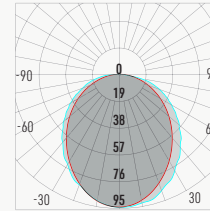
LP1			
CCT	3000K	3500K	4200K
Watts	1.5	1.5	1.5
Lumen	65	65	68
Lumen / W	41	41	43
Ratio	0.95	0.96	1.00



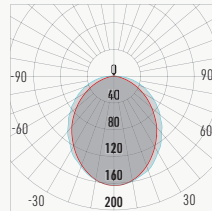
LP2			
CCT	3000K	3500K	4200K
Watts	2.9	2.9	2.9
Lumen	105	106	110
Lumen / W	40	40	42
Ratio	0.95	0.96	1.00



LP3			
CCT	3000K	3500K	4200K
Watts	4.4	4.4	4.4
Lumen	163	165	172
Lumen / W	41	41	43
Ratio	0.95	0.96	1.00



LP4			
CCT	3000K	3500K	4200K
Watts	5.4	5.4	5.4
Lumen	245	248	258
Lumen / W	45	46	48
Ratio	0.95	0.96	1.00



LHP			
CCT	3000K	3500K	4200K
Watts	7.0	7.0	7.0
Lumen	388	392	408
Lumen / W	51	52	54
Ratio	0.95	0.96	1.00

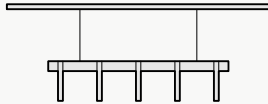
Installation Options

All products and installation methods can be **customized** to meet the unique requirements of your space.

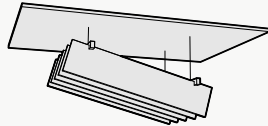
Rail Suspension Advantages

Rail suspension installation methods are designed for fast and easy installation by reducing the amount of suspension points. The rail structure acts as a guide for the baffles, maintaining baffle spacing and orientation while remaining easily customizable to fit most RCP layouts.

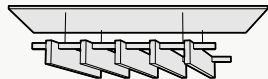
Pre-Defined Spacing



Consistent Angle



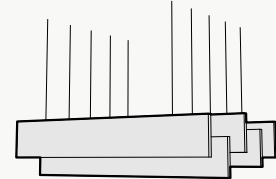
Non-Perpendicular Arrangements



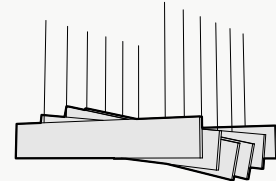
Individual Suspension Advantages

Individual suspension installation methods excel at accommodating irregular layouts. They are the most versatile installation style, and can be customized to fit even the most unique RCP layout.

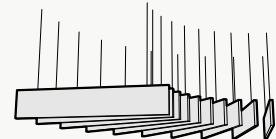
Height Variation



Angle Variation



Non-Linear Arrangements



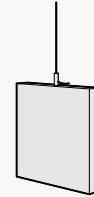
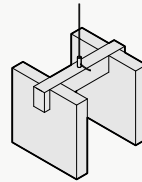
Attachment Methods*

Rail Suspension

Individual Suspension

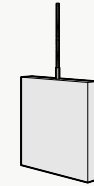
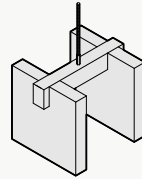
Aircraft Cable

- + Fastest/easiest height adjustment
- + Largest height adjustment range
- + Height and angle versatility
- + Accommodates uneven ceiling surfaces and MEP



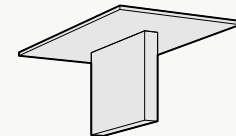
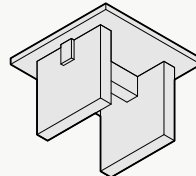
Threaded Rod

- + Reduced product sway
- + Height and angle versatility
- + Accommodates uneven ceiling surfaces and MEP



Mechanical Direct

- + Lowest profile installation method
- + Eliminates product sway
- + Connects to: Unistrut, ACT Grid, flat ceiling surfaces
- + Connections: Magnets, Grid Clips, Panel Clips, Metal Bracket, Custom




*Not all listed attachment methods may be applicable to this product.


Material Layers

Soundcore®

Our recycled PET felt creates an acoustic barrier, defending against wandering white noise and irritating echoes.




Single Layer
½" Thickness



PoshFelt® Exposed Edge

100% organic, natural wool design felt brings out the best experience in your space with color, comfort, and simple sustainability. Exposed edge products leave the Soundcore® layer uncovered, allowing for unique color combinations.

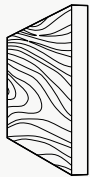


Multi-Layer
Adds ⅛"-¼" to Material Thickness



Soundcore® Wood Textures

Soundcore® wood textures provide the natural aesthetic of wood while maintaining all the acoustic benefits of PET felt. Custom texture opportunities are also available upon request.



Single Layer
½" Thickness



PoshFelt® | 3mm Thickness



PSH005
Black Beauty



PSH161
Black Swan



PSH266
Koala




PSH627
Blackberry




PSH265
Slag




PSH513
Gravel




PSH001
Gray Matter




PSH004
Porpoise




PSH176
Warmstone



PSH512
Ash Plume



PSH545
Henna




PSH249
French Press




PSH146
Auburn



PSH521
Cocoa



PSH179
Arctic Seal




PSH180
Iron Ore




PSH505
Garrigue



PSH003
Otter



PSH520
Silt



PSH002
Heather



PSH504
Earth



PSH255
Tropical Walnut



PSH269
Canyon



PSH253
Toffee



PSH602
Cafe



PSH281
Great Plains




PSH503
Savanna



PSH509
Cairo



PSH621
Pan




PSH291
Gobi




PSH299
Mountain Breeze




PSH300
Crevasse




PSH625
Silver Chain



PSH515
Blizzard




PSH127
Mocha



PSH635
Eggshell



PSH178
Fawn




PSH175
Dovetail




PSH624
Dapple Gray



PSH609
Cityscape



PSH118
Ivory Lace



PSH174
Cotton



PSH293
Pound Cake




PSH519*
Cupcake



PSH630
Sand Dune



PSH006
Shiitake



PSH301
Tumbleweed



PSH637
Chiffon



PSH304
Sugar Cookie



PSH541
Banana Bread

*6-roll MOQ

PoshFelt® | 3mm Thickness



PSH215
Raincoat



PSH622
Corn



PSH295
Sunrise Peach



PSH507
Hive



PSH015
Honey



PSH305
Dandelion



PSH216
Lion's Den



PSH634
Amber



PSH261
Pale Ale



PSH638
Sunflower



PSH610
Coral



PSH632
Peach



PSH218
Citrus



PSH532
Harvest



PSH014
Knockout Orange



PSH307
Orange Nectar



PSH633
Clementine



PSH245
Fire Agate



PSH525
Olympus



PSH640
Rusted



PSH139
Cayenne



PSH535
Guppy



PSH528
Ferrous



PSH296
Paprika



PSH530
Hot Iron



PSH537
Cardinal



PSH008
Bonfire



PSH308
Scarlet



PSH009
Poinsettia



PSH527
Red Velvet



PSH137
Passion Flower




PSH273
Ultraviolet



PSH649
Pomegranate



PSH617
Evening Gown



PSH540
Devil's Food



PSH644
Maroon




PSH210
Sangria



PSH211
Cherry Chutney



PSH212
Vino



PSH514
Red Wine




PSH272
Hotwire




PSH302
Heather Pink




PSH202
Crush




PSH647
Eden Rose



PSH643
Rhododendron



PSH560
Schiava



PSH559
Monroe



PSH544
Dragonfruit

































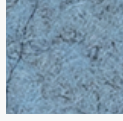



















PSH309
Allium



PSH205
Mulberry

PoshFelt® | 3mm Thickness

									
PSH612 Lilac	PSH646 Lupine	PSH274 Amethyst	PSH523 Violet Sky	PSH546 Tyrian Plum	PSH142 Plum Purple	PSH286 Viper	PSH241 Tranquilo	PSH550 Mariana	PSH277 Shade
									
PSH615 Imagine	PSH510 Ozone	PSH237 Hotspring	PSH508 Oahu	PSH548 Ultramarine	PSH160 Admiral Blue	PSH239 Speckled Navy	PSH561 Neptune	PSH645 Space	PSH614 Blueberry
									
PSH502 Pacific	PSH238 Cobalt	PSH152 Blue Nile	PSH616 Fountain	PSH516 Actun	PSH511 Lagoon	PSH636 Navy Blue	PSH260 Twilight	PSH310 Deep Royal	PSH278 Squid Ink
									
PSH606 Midday	PSH306 Swell	PSH608 Diamond Dust	PSH605 Meander	PSH628 Cozumel	PSH016 Freshwater	PSH650 Waterfall	PSH149 Jamaica Bay	PSH604 Atlantic	PSH648 Aegean
									
PSH639 Glacier	PSH287 Sea Breeze	PSH631 Adriatic	PSH232 Seaglass	PSH629 Robin's Egg	PSH517 Sky Stone	PSH552 Cancun	PSH642 Blue Spruce	PSH623 Steel Gray	PSH564 Jazz

PoshFelt® | 3mm Thickness




PSH618
Iguana




PSH641
Basil




PSH619
Springtime



PSH213
Meadow



PSH303
Feather Moss



PSH226
Grove



PSH298
Peacock



PSH234
Ocean Trench



PSH311
Emerald



PSH626
Evergreen



PSH225
Everglade



PSH164
Fresh Lime



PSH554
Cyber Green



PSH555
Hemlocks



PSH012
Shamrock




PSH228
Forest Haze



PSH227
Succulent




PSH563
Rosemary



PSH501
Mire



PSH506
Bracken




PSH562
Aurora




PSH556
Avocado




PSH013
Parakeet



PSH611
Haybale




PSH312
Safari




PSH230
Camouflage


Soundcore® | 1/2" Thickness



SND019
Linen



SND037
Paper



SND134
Oat



SND135
Vanilla Bean



SND105
Sand Dollar



SND109
Macadamia



SND111
Lanai




SND130
Buckskin



SND131
Abalone




SND125
Chinchilla




SND118
Anchor



SND126
Wolfhound



SND110
Starry Night




SND102
Morning Fog




SND114
Lunar Dust




SND034
Granite Peak



SND132
Cast Iron



SND103
Storm Cloud



SND038
Inkwell



SND122
Briquette



SND127
Burnt Toast



SND108
Ablaze



SND104
Pumpkin




SND106
Goldfinch




SND113
Gruner




SND107
Grasshopper




SND136
Clover



SND129
Dried Thyme



SND115
Mako



SND137
Cove



SND112
Tulum



SND121
Apatite



SND123
Chrysocolla




SND117
Serene



SND124
Ice Floe




SND128
Arctic Ocean



SND133
Galactic



SND116
Blue Marlin



SND101
Commodore



SND042
Denim

Soundcore® Wood Textures | 1/2" Thickness



SND716
Dark Teak



SND792
Dark Oak




SND715
Dark Cherry




SND793
Vintage Maple




SND794
Warm Teak




SND714
English Walnut




SND713
Honey Walnut



SND717
Warm Oak



SND790
Natural Teak



SND712
Natural Spruce



SND711
Bleached Cherry




SND795
Light Teak



SND709
White Maple



SND791
Gray Oak



SND710
Gray Teak